


FREE SUMMER GUIDE!

# 33 Years Serving Anglers Around the World

COMMUNITY







## GORGE FLY SHOP



HOOD RIVER, OREGON

"Fly Fish the World with Us"

-  **Phone**  
(541) 386-6977
-  **Address**  
3200 Lower Mill Dr. Hood River, OR
-  **Website**  
GORGEFLYSHOP.COM
-  **Mail**  
info@gorgeflyshop.com



Domestic Shipping\*  
\$50 or MORE

## WE OUTFIT



Anglers with one of the most comprehensive lines in the fly fishing industry. One of America's most popular source for top quality flies & fly fishing gear. We offer price ranges for every fly fishing situation. With big names like **Sage**, **Simms**, **RIO**, **Winston**, **Grundens**, **G.Loomis**, **Scientific Anglers**, **Lamson**, and **Cortland** to name just a few.

Fish Local 



Justesen Ranch

ALL BRANDS

# Summer Guide

PNW local water **Tips**

## 1. Start Early or Stay Late

Beat the heat and pressure by fishing at first light or just before sunset. Fish are more active in cooler water temps, and crowds are thinner.

## 2. Watch Water Temps

Many PNW rivers can exceed 68°F, stressing trout and steelhead. Use a stream thermometer and stop fishing if temps rise above 67-68°F.




Consider warmwater species (bass, carp) when coldwater fisheries are stressed.

## 3. Match the Hatch





Key summer hatches: **PMD**, **Caddis**, **Terrestrials**, and **Stoneflies**. Don't ignore **grasshoppers** and **beetles**—especially in the afternoon.



## TOP BASS FLIES

-  [Shimmy Frog Leopard - #3/0](#)
-  [Pip Squeak - Natural #4](#)
-  [PTO Popper - Chartreuse / Yellow](#)
-  [Soft Chew - #4 Yellow](#)

## TOP TROUT FLIES

-  [X-Caddis - Tan](#)
-  [Tungsten Jig - Fire Perdigon](#)
-  [Chubby Chernobyl - Tan](#)
-  [Morrish Micro Jig Sculpin - Olive](#)

**MORE FLIES**

**Tips**  
Fly Selections

Local Lakes and Rivers

**Guidance**  
**Gear**

**Shop Local**  
Real Customer Support

**541-386-6977**



**UV SAFETY**

 **BUY NOW**





## 2025 Reel Guide

Looking for the perfect fly reel? Our Reels Buyer's Guide breaks down everything you need to know — from drag systems and arbor sizes to matching your reel with the right rod and line. Whether you're new to the sport or upgrading your setup, this guide will help you make a confident choice.



[Explore the Guide](#)



## Columbia Gorge Fishing Calendar

Plan your next fly fishing adventure with our Fishing Calendar Guide — your month-by-month roadmap to what's biting and when across the Pacific Northwest and beyond. From hatches to peak runs, this guide helps you time your trips for success. all year long.

[Explore the Guide](#)



# Fish Smarter Adventure More

MORE GUIDES

LEARN MORE

**HERE**



# Summer TROUT

Trout season is in full swing, luring even steelheaders with big hatches and active fish. The Deschutes is prime for dry fly action—nymph early, then switch to Salmonflies and Golden Stones, especially from Maupin to Pelton.

## WHERE | WHEN

The Klickitat opens June 1, but often runs too high early. Instead, try the Sandy, Clackamas, Washougal, or Lewis for early summer steelhead by late May. Stillwater fishing is excellent, with Lost Lake, Laurence, Goose, and Merrill Lake offering top dry fly action—especially the famed Hex hatch in late June.



## More Go To

Summer Fly Options: Partridge Soft Hackle, Elk Hair Caddis, Morish Still Stone

## RODS



SAGE

ST.CROIX

**Small Streams & Tight Cover:** Rod Length: 7'6" – 8'6"

- Ideal for creeks like Trout Lake Creek or Eagle Creek.
- Shorter rods offer better control in brushy areas and overgrown banks.

**Medium to Large Rivers:** Rod Length: 9' – 10'

ECHO

- Great for rivers like the Deschutes, Metolius, or East Fork Hood.
- Versatile length for dry flies, nymphing, and light streamers.

**Lakes & Stillwater:** Rod Length: 9' – 10' (5–6wt)

## \*\* July/August \*\*

## Brings the Heat

- Summer fishing is about adapting. As temps rise, high lakes and cool creeks shine.
- Gifford Pinchot and Mt. Hood forests offer scenic dry fly spots like Trout Lake Creek, Oak Grove Fork, Eagle Creek, and the East Fork Hood River.
- **Lost Lake stays** productive—fish deep midday with sinking lines, then switch to leeches and Callibaetis dries in the cooler hours.

## Columbia River Gorge



With the wide variety of fisheries available, there's never a bad time to get out and enjoy what the Columbia River Gorge has to offer. Just remember to check current regulations and conditions before you go, and be ready for anything because just about anything can happen here on the water.

Clamps

Nippers

Pliers



# TROUT Continued



## LINES



Summer trout fly lines are all about precision and versatility. In the Pacific Northwest, a weight-forward floating line in 4wt or 5wt is ideal for most rivers and streams, offering smooth casts for

dry flies, nymphs, and small streamers. For lake fishing or mid-day heat, intermediate and sink-tip lines help reach deeper fish. Whether you're casting tiny dries on high mountain creeks or stripping leeches on Lost Lake, choosing the right line keeps your presentation sharp and your fishing productive.

For the ultimate in presentation dry fly fishing, [Rio's Technical Trout](#) and [Scientific Anglers Trout Standard](#) series are hard to beat. If you're looking for a "do it all" line, look no further than [Scientific Anglers Infinity](#) or the [Rio's Gold](#). When it's time for some heavy metal nymphing, [Scientific Anglers' Anadro](#), [Airflo's Nymph/Indicator](#) and [Rio's Gold XP](#) can carry all the weight. Fishing small alpine streams and need to turn over bushy dries at close range? S.A. And Rio's Creek tapers fit that bill. As always, feel free to call Gorge Fly Shop for in-depth advice on selecting the right line.

## REELS



### General Trout Fishing (Dry Fly, Nymphing, Light Streamers)

- Reel Size: 3/4 or 4/5
- Match your 3-5 weight rods for most PNW trout rivers and creeks
- Look for lightweight reels with smooth drag, especially helpful for fighting fish on light tippet

### Larger Rivers or Windy Conditions

- Reel Size: 5/6
- Go slightly larger for line capacity and better retrieval speed when stripping long lines for trout feeding on Callibaetis or chironomids

### Stillwater & Lake Fishing

- Reel Size: 5/6 with a larger arbor
- Go slightly larger for line capacity and better retrieval speed when stripping long lines for trout feeding on Callibaetis or chironomids

[GALVAN](#)

[SAGE](#)

[CUSTOM REELS](#)

[ROSS](#)

[NAUTILUS](#)

[LAMSON](#)

[BAUER](#)

## Summer Tips reminder

CONTINUED

04

### Go Light and Long:

Low, clear summer flows mean spooky fish.

Use longer leaders (9-12ft) and lighter tippet (5X-6X) for stealth.

Speaking of stealth:

Checkout [Outcast's Stealth Pro](#)

05

### Target Tailouts and Riffles

Fish seek oxygen-rich water when temps rise.

Riffles, seams, and shaded runs become prime real estate.

06

### Explore High Country:

Beat the heat by hiking into alpine lakes and headwaters.

Brookies and cutthroat in mountain streams love a dry fly.

07

### Steelhead Season Begins

Summer steelhead start trickling into rivers like the Deschutes, Klickitat, and Wenatchee.

Lost  
LAKE

# Summer **BASS**

The Warm-Water Pulse of the PNW: As summer heats up, the Columbia and John Day Rivers light up with action - smallmouth and largemouth bass hit topwater near structure at dusk and dawn. These rivers offer anglers prime opportunity to target hot-fighting bass through the season.

## Hot Spots in the Gorge

**Columbia River:** River backwaters and rocky shorelines come alive with late-day feeding.

**John Day River:** Known for quantity in bass and reliable summer action—look for shallow holds and drop-offs.



## Tips for Summer Success

**Scout Structure Early**—Bass get shallow in low light conditions and water temps above 70°F.

**Match the Hatch**—Explosive Surface action on topwater. Weighted Crayfish patterns rule in deep water.

**Adjust Daily**—bass may move shallow or deep depending on temperature and clarity.



## GFS Kit - John Day River Complete Fly Selection



**BUY NOW**



**32 BASS FLIES**



# Seasonal **Snapshots**

01

### Late spring to summer:



Bass finish their spawn and move onto points and structure feeding heavily in early morning and late evening hours.

02

### Mid-summer peak:



Fish continue to bite in the evenings as rivers warm above 70-80°F.

03

### Structure & timing:



Early mornings and late evenings around rocks, points, and drops tip the balance.

04

### Switch it up:



Fish topwater in low light hours and switch to a streamer when the sun hits the water. Fish float and fly around structure in midday sun.



# BASS Continued



## RODS



3-5wt on the John Day  
6-8wt on the Columbia

[View All Rods](#)

When it comes to chasing bass on the Columbia River in the Pacific Northwest, you need a fly rod that packs punch and precision. Typically 6 to 8 weights, built with fast actions to turn over big bugs, poppers, and streamers with ease- even in wind or tight structure. Many anglers prefer smaller rods on the John Day River such as 3 to 5 weights for casting smaller poppers and bugs.

## LINES



[Use the Right Line](#)

A weight-forward bass line or floating line with a short, stout leader helps punch through wind and turn over large flies. For deeper structure, a sink-tip line is ideal.

**ideal line size typically ranges** from 6 to 8 weight, depending on the conditions and the size of flies you're casting. A 6-weight line is great for finesse work, lighter poppers, and smaller water, while a 7 or 8-weight line offers the extra power needed to throw large streamers, fight strong smallmouth in current, and handle wind on big rivers like the Columbia or John Day. These heavier lines also pair well with the fast-action rods preferred for bass fishing.

## REELS



[View All Reels](#)




Targeting hard-fighting smallmouth in the Columbia or John Day means your reel should offer a reliable drag system, solid line capacity, and the durability to handle warm-weather abuse. Look for large-arbor designs that offer quick line pickup, especially when fishing streamers or poppers through current. While bass won't typically run like steelhead, a smooth, sealed drag helps protect your tippet during the fight.

# JOHN DAY KITS

& BOATER'S GUIDE

The John Day River Boater's Guide; Kimberly to Tumwater Falls. Spiral bound and printed on waterproof paper. This guide denotes boat ramps, rapids, river miles, Campsites, if fees are required and facilities. Written by the BLM.

[SOLD HERE](#)



**FLY KITS SOLD HERE**

With Boaters Guide!

OREGON TRAVEL



Lost Lake Resort

# SUMMER BOATS?

BOATS | FLOAT TUBES & SAFETY



Justesen Ranch



Stealth PRO



**IN  
STOCK!**



River Couch



Fish Cat Cruiser



Fish Cat 4 LCS



For those of you interested in purchasing a pontoon boat, the three most important things to consider are: **Durability, Function** and **Your Budget.**



K-PUMP MINI OR K100



Floating atop the surface of a lake or a river is a beautiful thing. Not only is it an enjoyable way to travel, but you may also experience places that would otherwise be impossible to reach. For anglers around the globe, the benefits of pontoon boats have become quite clear. They help to bring you where the fish are -or through those special landscapes that your own two feet, cannot.

**Buyer's Guide: Boat's & Pontoons**



Jonhn Day River



COMMUNITY

From all of us here at *Gorge Fly Shop*

# THANK YOU

GORGEFLYSHOP.COM

HOOD RIVER, OREGON

541-386-6977

GORGE FLY SHOP



HOOD RIVER, OREGON

*If you would like to see more content like this, please let us know.*



@GORGEFLYSHOP